

# TECHNICAL SPECIFICATIONS



## Nova™ 5 Whirlpool Bath

NOV6042 WRL 2XX	Nova 5 Whirlpool Bath Right Hand (9230)
NOV6042 WRG 2XX	Nova 5 Whirlpool Bath Right Hand, Left Front Pump (DA55)
NOV6042 WLR 2XX	Nova 5 Whirlpool Bath Left Hand (4480)
NOV6042 WLB 2XX	Nova 5 Whirlpool Bath Left Hand, Right Back Pump (DA50)

## Nova™ 5 Bath

NOV6042 BUX XXX	Nova 5 Bath (4481)
-----------------	--------------------

### INSTALLATION NOTES

Refer to installation instructions included with fixture before beginning installation. Please confirm product availability and specifications before commencing with any installation work.

PRODUCT SPECIFICATIONS AND AVAILABILITY ARE SUBJECT TO CHANGE WITHOUT NOTICE.

# KEY DIMENSIONS

### DIMENSIONS

60" L x 42" W x 18-1/2" H  
(1524 mm) L x (1067 mm) W x (470 mm) H

### DRAIN/OVERFLOW

A: 14-3/4" (375 mm) B: 8-1/2" (216 mm)

### CUTOUT

58" x 40"

### TOTAL WEIGHT

4480, 9230, DA50, DA55: 800 lb (363 kg) / 46 lb/ft<sup>2</sup> (225 kg/m<sup>2</sup>)

4481: 774 lb (351 kg) / 44 lb/ft<sup>2</sup> (215 kg/m<sup>2</sup>)

### OPERATING GALLONAGE

Min. 42 U.S. Gal. (159 Liters)

Max. 54 U.S. Gal. (204 Liters)

### PRODUCT WEIGHT

4480, 9230, DA50, DA55: 100 lb (44 kg)

4481: 74 lb (34 kg)

### SKIRT MOUNTING

Optional, U-Frame: P/N P953

### ELECTRICAL SPECIFICATIONS (MODELS 4480, 9230 ONLY)

Requires a dedicated GFCI protected separate circuit.

Motor/Pump: 120 VAC, 15 AMP, 60 Hz.

RapidHeat™: 120 VAC, 15 AMP, 60 Hz.

### HEATER (OPTIONAL MODELS 4480, 9230 ONLY)

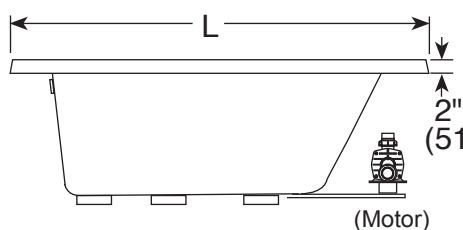
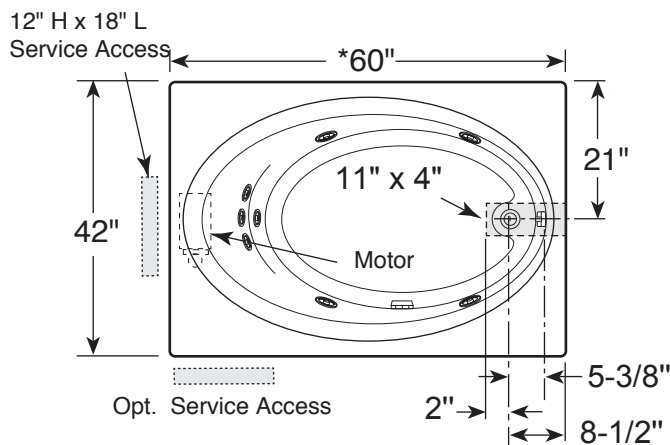
Requires a dedicated GFCI protected separate circuit.

Product Shown: Nova 5 Whirlpool Bath Right Hand Model: 9230

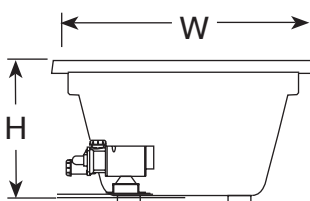
\* Measurements inside unit represent cutout in floor to allow for drain/overflow. Minimum Service Access dimensions given.

# FEATURES, UPGRADES & ACCESSORIES

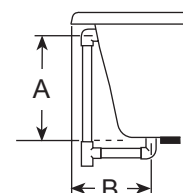
- Right and Left Hand Drain Location
- Accessories / Hardware:
  - Trip-Lever Drain Kit #X559
  - Rotary Drain Kit, 26" Cable #8730
  - TheraPro™ Jet Rings Kit: #GU44
  - AccuPro™ Jet Rings Kit: #GU45
- Trim Kit Finishes Available:
  - (827) – Chrome
  - (826) – Brushed Nickel
  - (849) – Oil Rubbed Bronze



SIDE VIEW



END VIEW



DRAIN/OVERFLOW