



OPTICA™ Shower Head

Operating Instructions

4 Shower Selections

Your Optica™ showerhead uses no more than 2.5 gallons of water per minute.

To select a spray setting, turn the control ring to any one of the shower selections at any time.

NOTE: As with any water conserving showerhead, temperature changes may also occur due to rapid loss of water pressure. This may be caused by the use of a dishwasher, washing machine, or toilet.

NOTE: To prevent the possibility of personal injury from loose water-propelled parts, periodically inspect all threaded connections to ensure they are secure.

Maintenance

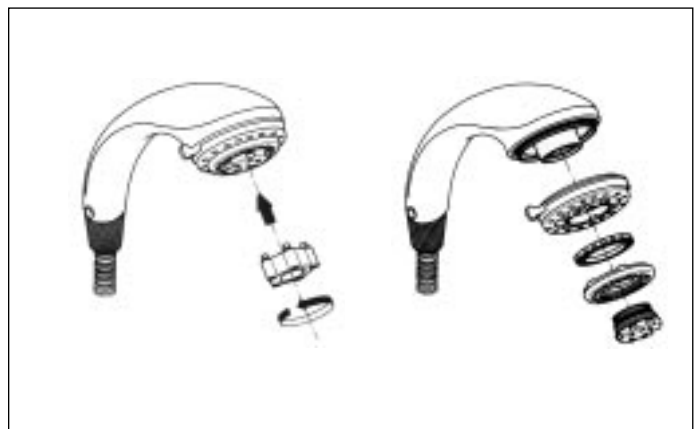
Periodically clean the water line filter. To access the filter, press the two buttons at the bottom of the handle to release the snap coupling. With the tool provided, unscrew the coupling from the hose. Remove the filter and rinse out any debris and reassemble.

To clean internal parts, use the tool to disassemble the shower head. Rinse parts and reassemble.

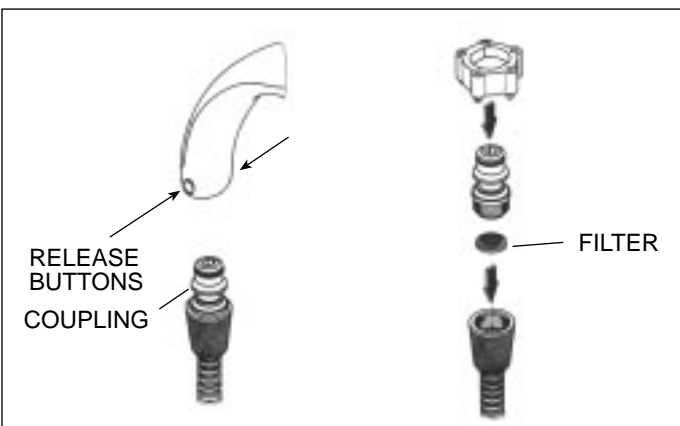
To descale the outer ring of jets, simply run your finger over the jets.

NOTE: Do not clean or rinse any part of the showerhead with vinegar (or any solution containing vinegar), heavy duty cleansers or abrasives as this may damage the surface.

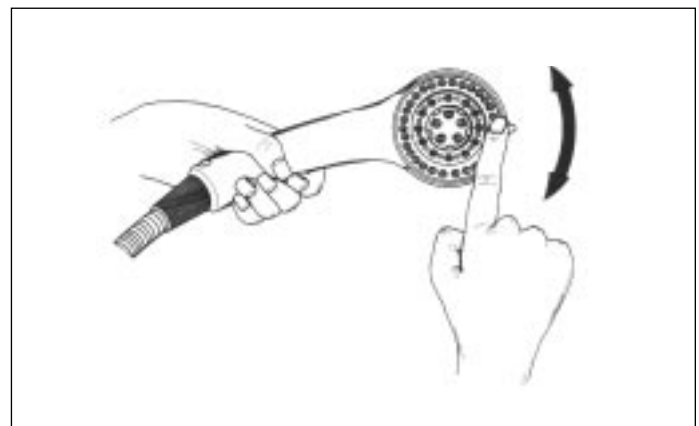
DISASSEMBLY FOR CLEANING INTERNAL PARTS



FILTER REMOVAL FOR CLEANING



DESCALING OUTER JETS



PRODUCT SPECIFICATIONS ARE SUBJECT TO CHANGE WITHOUT NOTICE.

JACUZZI WHIRLPOOL BATH

P.O. Drawer J, Walnut Creek, CA 94596

Copyright 1994 Jacuzzi Whirlpool Bath U847000 11/02



Printed on Recycled Paper

PRINTED IN U.S.A.