



specifications

MODEL

- NW50826 TUB FILLER FAUCET - BRUSHED NICKEL
- NW50827 TUB FILLER FAUCET - CHROME
- NW50817 TUB FILLER FAUCET - MATTE BLACK

FEATURES

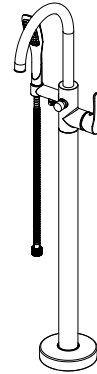
- Ceramic Cartridge
- Lever Style Handle
- 1/2" IPS connections
- Min Flow Rate: 2.4 gpm at 20 PSI
- Max Flow Rate: 7.3 gpm at 60 PSI
- Hand Shower Max Flow Rate: 1.8 gpm at 80 PSI

CODE COMPLIANCE

- ASME A112.18.1
- IAPMO Certified

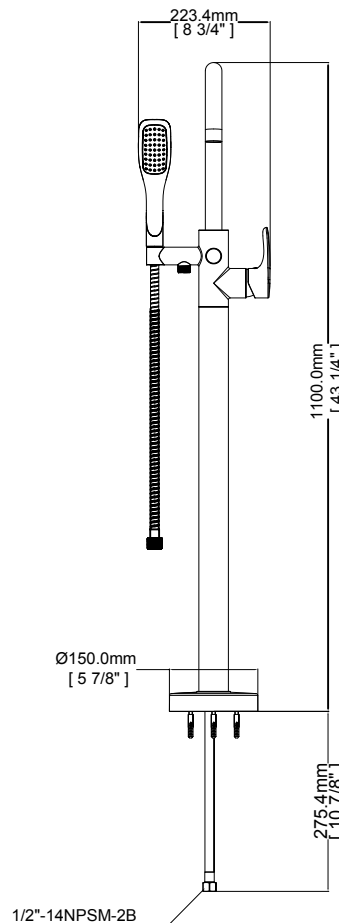
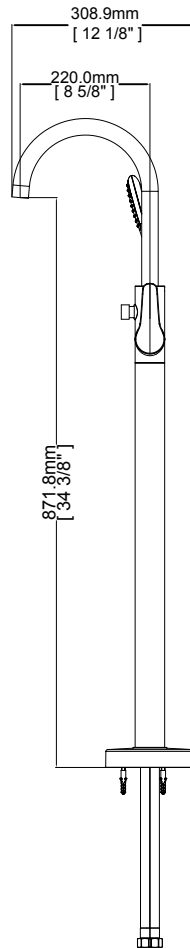
WARRANTY

- Limited Lifetime Warranty



FREESTANDING TUB FILLER

MODEL	FINISH
NW50826	Brushed Nickel
NW50827	Chrome
NW50817	Matte Black



INSTALLATION DIMENSIONS

WARNING : Not suitable for installation in concrete floors

Jacuzzi reserves the right to make changes in specifications and materials and to change and discontinue models, both without the notice or obligation. Dimensions are for reference only.