

Nicola™ 6042 Skirted Air Bath Bathtub

| Letter | Description | English | Metric |
|--------|----------------------------------|-------------------------|-------------------------|
| - | Drain Location | Center | Center |
| - | Blower Location | Right / Front | Right / Front |
| - | Cutout | N/A | N/A |
| - | Total Weight | 1046 lb | 475 kg |
| - | Floor Loading | 59.8 lb/ft ² | 292 kg/m ² |
| - | Operating Gallons (Min/Max) | 47 Gal / 78 Gal | 181 L / 295 L |
| - | Product Weight | 96 lb | 44 kg |
| L | Outer Length | 60.00" | 1524 mm |
| W | Outer Width | 42.00" | 1067 mm |
| H | Overall Height | 22.00" | 559 mm |
| A | Overflow Height | 20.00" | 508 mm |
| B | Long Edge to Drain Center | 13.63" | 346 mm |
| C | Short Edge to Drain Center | 30.00" | 762 mm |
| D | Drain Shoe Length | 5.50" | 140 mm |
| E | Flange Height | 1.00" | 25 mm |
| F | Deck Width | 4.50" | 114 mm |
| G | Service Access Dimensions | See Illustrations Below | See Illustrations Below |
| I | Floor Cutout for Drain | 12.00" x 4.00" | 305 mm x 102 mm |
| J | Interior Dimensions: J(W) x J(L) | 40.50" x 26.00" | 1029 mm x 660 mm |
| - | Number of Injectors | 36 | 36 |

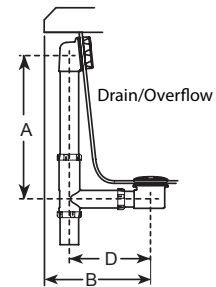
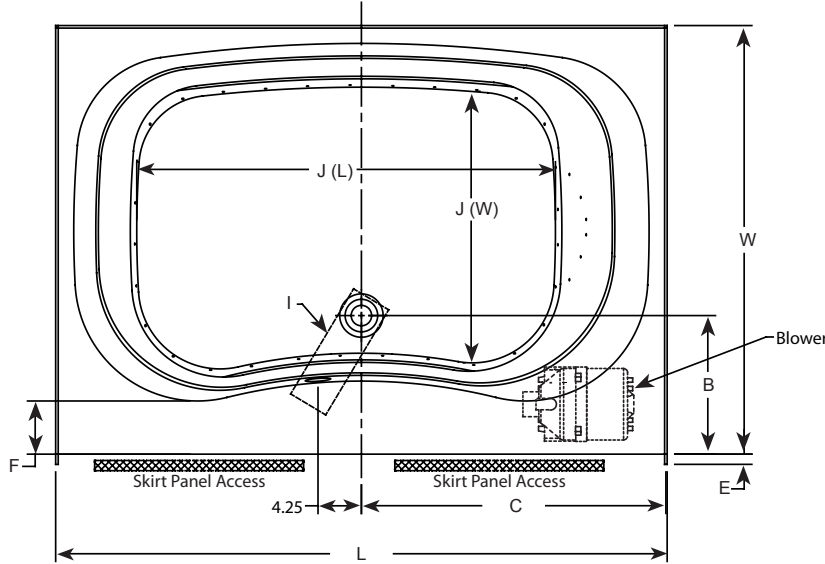
NOTE

The overall dimensions are nominal with a tolerance of +0 and -.25" (6mm).
 Electrical Specifications
 (Each component requires a separate, dedicated GFCI protected circuit)

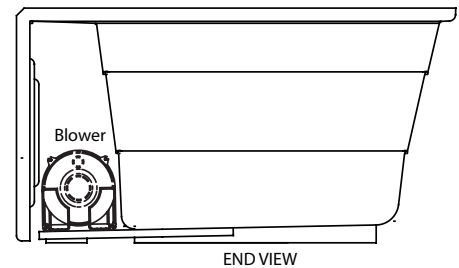
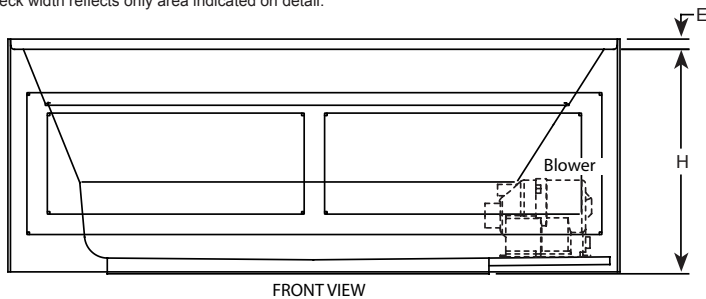
Blower 120V 15A 60HZ

Key Dimensions

CENTER DRAIN / RIGHT-FRONT BLOWER



*Deck width reflects only area indicated on detail.



NOTE: Drawings not to scale.